# Parents: Accessing the FISD Learning Hub

| **Go to http://studentlearninghub.friscoisd.org** | |
|---|---|
| Parents, login to the site with the following information:<br><br>**Username:** This is the parent email address used for registering students.<br><br>**Password:** This is the birthday of your oldest child enrolled in Frisco ISD, in the format MMDDYYYY<br>**Note:** If you change your password upon the Learning Hub's request, it will revert back to your oldest student's birthday. This is a glitch that is being investigated. | 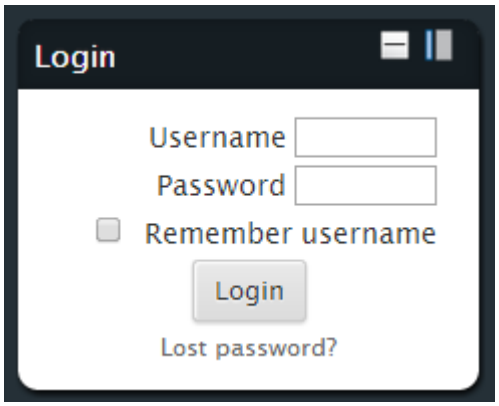 |
| Once you have logged in, look for the **Parents block** on the left side of the screen. It should have your children's names listed.<br>**Note:** If you do NOT see a child's name that means that your child has not yet logged in to the Learning Hub. | |
| Click on a child's name to see a list of classes he or she is enrolled in.<br><br>***If your child(ren) are not enrolled in classes on the Learning Hub, then most likely the classroom teacher is not using this tool. If you have questions about this, please contact your child's teacher.* | 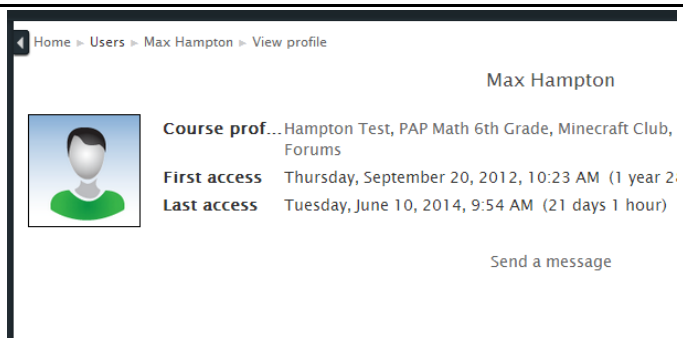 |
| Click on the name of the class you want to access. This will take you to the student's profile.<br><br>You now must click on the course name in the **breadcrumb** at the top of the page. You will find the course name directly before the word "Participants". | 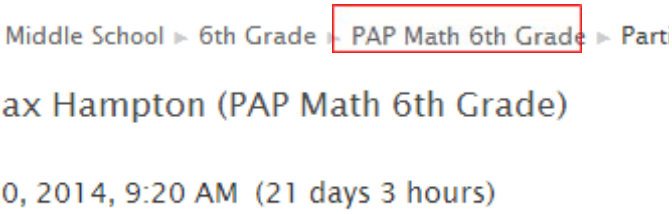 |
| Click the **home** button to return to the main screen of the Learning Hub, where you will find your parent block. | |
| Need Help? If you are having trouble, please click the **?** button at the top right and it will direct you to email our site administrator. | |