



Husky Camp

6th grade parent meeting

Welcome & Introductions

Principal

Amanda Ziaer

Principal's Secretary

Stacy Springer_

(469-633-5206)

Student Discipline and Academic Concerns

Assistant Principal

Students A-K

Dr. Chevalier

ChevalierM@friscoisd.org

469-633-5200

Assistant Principal

Students L-Z

Ms. Bobo

bobov@friscoisd.org

469-633-5200

Academic or Social Counseling

Counselor Students A-K

Josh Stevens

stevensj@friscoisd.org

469-633-5212

Counselor Students L-Z

*Karen Dzilsky

dzilskyk@friscoisd.org

469-633-5211

*Ms. Austin is on maternity leave

until October

austink@friscoisd.org



Agenda

- PTA
 - Watchdogs
 - Get acquainted with middle school
 - Hunt procedures
- 

What you can expect from your Husky Staff:

- We will strive to know your family,
- We will support and invest in your family,
- We will be available to your family,
- We will work alongside your family.

What we expect from your students:

- 1. To reciprocate the positive relationship investments that our staff members make,**
- 2. To accept responsibility for their learning,**
- 3. Adhere to the highest personal standards of behavior and responsibility.**

We ask Husky parents to:

- Instill healthy routines and schedules with your kiddos,
- Attend your student's events,
- Support your Hunt Staff,
- Communicate consistently and courteously with Hunt Staff.

Extracurricular Activities

- **Must be passing at the 3rd and six weeks to attend functions.**
- **Loitering after school is not permitted**
- **complete all school work and assignments at home before attending activities**
- **Students will be picked-up within 15 minutes after an activity ends**
- **Regular dress code and rules apply at all Hunt/FISD events**
- **Footballs, basketballs, etc. are prohibited at FISD events**

Tutoring

Before and after school everyday unless the teacher has a meeting or duty.

AM Tutoring 7:55 -8:20 (*Cafeteria doors open 7:55*)

PM Tutoring 3:35-4:05

Lunch

Bring Your Own

Purchase in Cafeteria

- Adults in lunch room monitoring
- Goal is to make sure no one eats alone
- Introduce kids to each other
- Go over announcements from time to time
- Social time

Lunch

- You and/or an adult on their registration sheet may join them.
- Please only bring food for your child. No meals or treats for others, even on birthdays. ☹️
- You can add money online. Please note, monies are NOT posted immediately! It can take over 24 hours.
- If your student has no money in their account, we will provide them a sandwich. They will not go hungry. 😊

Social Media

Monitor your kids phone use

Familiarize yourself with apps they are using (Yik Yak, Whisper, Kik, Snapchat)

Have conversations about online etiquette

Set rules and boundaries with your child's cell phone/technology usage

B.Y.O.D at Hunt

Privilege, not a right

Devices can be brought if they aren't a distraction

Left in backpacks

Used and not used at Teacher Discretion

B.Y.O.D

- **DEVICES ARE NOT REQUIRED.**
- **Unless specifically directed by a staff member all devices and earbuds/headphones should be off and left in lockers.**
- **Teachers will utilize BYOD and NO BYOD signage.**
- **Teacher has to give permission and the student must be on our Wi-Fi service**
- **School is in no way liable for broken, stolen, etc... devices**

No Device Zones



In order to protect student privacy, bathrooms and locker rooms are designated no device zones. Use of devices in those area will be considered a more serious infraction and will lead to accelerated discipline consequences.


WATCH D.O.G.S Contact: Ms. Bobo
at BoboV@friscoisd.org



Carpool Lane Etiquette

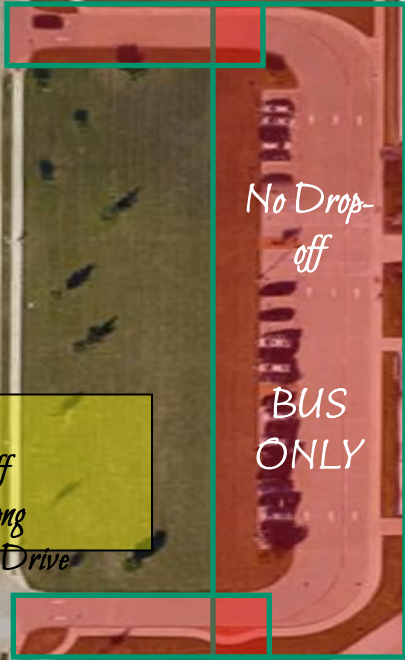
- Please exercise patience and safety awareness.
- Please don't vent your carpool frustrations on Hunt staff.
- Please pull as far forward as possible.
- Please do not stop and visit with your child for an extended period of time. Kiss and go!

Please do not drop-off students at neighboring businesses



Please do not drop-off students along
Legendary Drive

Legendary Dr



Drop-off

10
mph

DROP-OFF

ZONE



Please do not drop-off or pick-up at neighboring businesses.

To Lebanon

Legendary Dr

Stockard

No Pick-up or Drop-off

BUS ONLY

10
mph

Please do not drop-off students along
Legendary Drive

6TH GRADE WING

CAFETORIUM

OFFICE

4900 Legendary Dr

7TH GRADE WING

8TH GRADE WING

ATHLETICS

6th Grade Pick-up

6th Pick-up

7th and 8th
Pick-up

Merge Zone

(6th parents
move to far left lane to exit
7th-8 parents
move into right two lanes for pick-up)

M
E
R
G
E

Z
O
N
E

7th and 8th Grade Pick-up

Tennis Courts

Attendance

Excused absences:

- Ill with parent note (max 8 - after 8 require Doctor note)
- Ill with a Doctor Note
- Doctor/Health Care provider note for appt.
- Required court appearance with documentation
- Documented religious holiday
- Funeral of an immediate family member

Attendance

- Please know that missing even one period counts as an absence.
- Parents must provide documentation within 3 school days.
- 90% Rule –Attendance Contract
- Make-up time will be assigned

Attendance

Unexcused:

- **Excused absences that were not documented within three days**
- **Family trips or vacations**
- **Competitions or events in non-school sponsored organizations**

Dress Code

- Please discuss “school appropriate”
- Most common for boys:
 - Logos with “double meaning phrases”
- Most common for girls:
 - Short/skirt length - finger tip length
 - Neckline and shoulder straps -coverage/modesty
 - Lace beyond hemline on shorts/skirts
 - Leggings, yoga pants, etc.
- More detailed list in student handbook

Grading

- **Major Grades: 50% (Minimum of 2 per six weeks) (Tests, Projects, Research Assignments)**
- **Minor Grades: 30% (Minimum of 4) (Quizzes, class work, labs, etc.)**
- **Daily: 20% (Minimum of 6) (Homework, participation, warm-ups, etc.)**

Academic Dishonesty

- Students engaged in academic dishonesty on a test will have earned a zero.

High School Credit and GPA

Classes taken in middle school for high school credit will count toward the high school grade point average.

Contact the school counselor if you have questions on this.

Mrs. Eckert

The Learning Hub (Moodle)

- Please note that The Hub is a resource not the primary form of communication. Our primary communication is from teacher to student. We strive to encourage our students to become responsible self-advocates.
- To access The Hub, you will:
 - Go to the Parent Portal on the Frisco ISD website.
 - Open The Learning Hub
 - Sign in with Username = your email address; Password = your oldest FISD child's birthday (mmddyyyy)

The Hub

- What to expect to find on The Hub:
 - Teacher information
 - Topics and Due Dates
 - Blank Copies of Homework (If applicable)
 - Class Notes (If applicable)
 - Reviews (Blank or completed per department decision)

H.A.C

Home Access Center (HAC) is an Internet service offered by Frisco ISD to help keep parents informed of their child's academic performance at school.

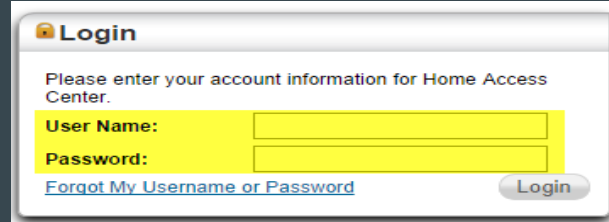
HAC

...

2017 - 2018

To access HAC:
Go to www.friscoisd.org
Choose "Students" tab
Choose "Home Access Center"

- Fill in your username and password.
- The first time you log in, it will ask you to set up security questions.



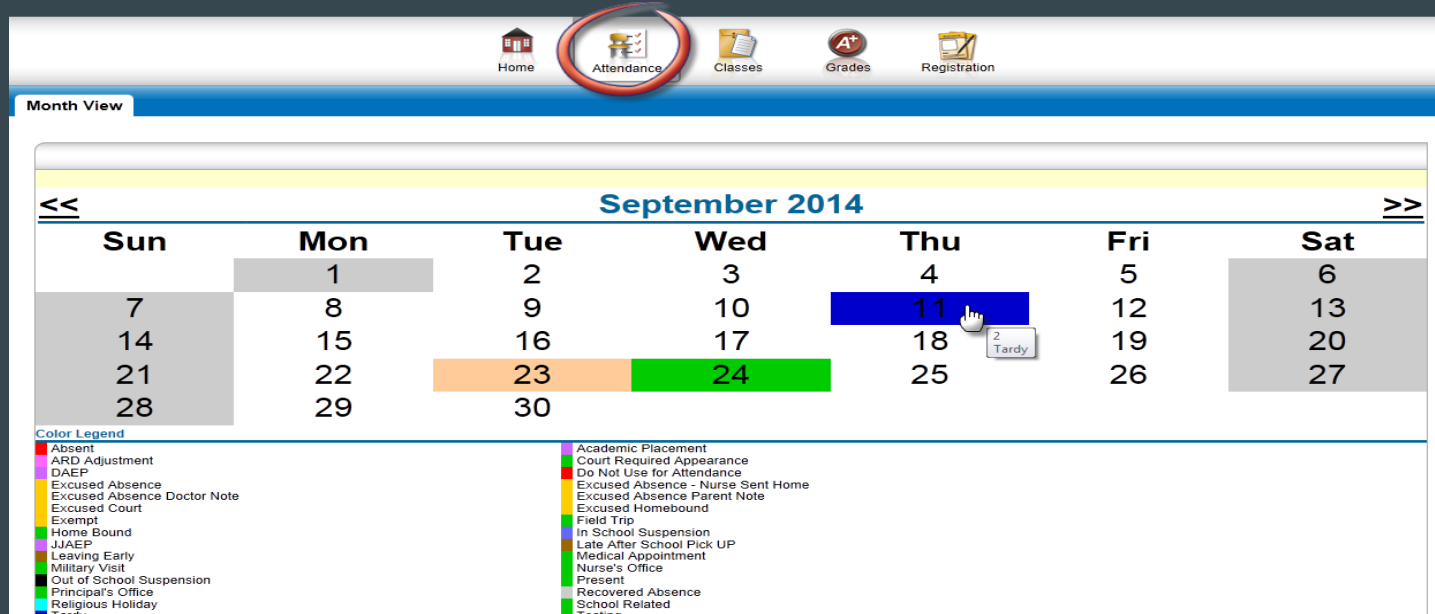
The screenshot shows a web browser window titled "Login". Inside the window, there is a heading "Please enter your account information for Home Access Center." Below this heading are two input fields: "User Name:" and "Password:". Both fields are highlighted with a yellow background. Below the "Password:" field is a blue hyperlink that reads "Forgot My Username or Password". To the right of the input fields is a grey button with the word "Login" in white text.

From the "Home" screen, you will see a calendar of any assignments listed by due date.

The screenshot shows a web-based interface for a school management system. At the top, there is a navigation bar with icons for Home, Attendance, Classes, Grades, and Registration. The 'Home' icon is circled in red. Below the navigation bar, there is a 'Calendar' tab and a 'School Links' tab. The main calendar area shows a monthly view for October 2014. The calendar is divided into columns for each day of the week (Mon, Tue, Wed, Thu, Fri, Sat). The left sidebar contains filters for 'Filters' (Assignments, Events), 'Calendars' (Activity, Course, Competency, Homeroom), and 'Values' (All, Activity, Course). The calendar displays various assignments and events, such as 'Geometry Quiz (MTH18100YM-2)', 'Class Participation/Suiting Out (ATH28100YM-1)', 'Phase Questions (SCI18100YM-6)', 'Module 2 CBA (MTH18100YM-2)', 'Titled Earth Activity (SCI18100YM-8)', 'Photoshop Participation (TEC15101SM-3)', 'Review for CBA Unit 1 (SCI18100YM-8)', and 'Girls Athletics 8 YR (ATH28100YM-1)'. The calendar also shows dates from 29 to 18.

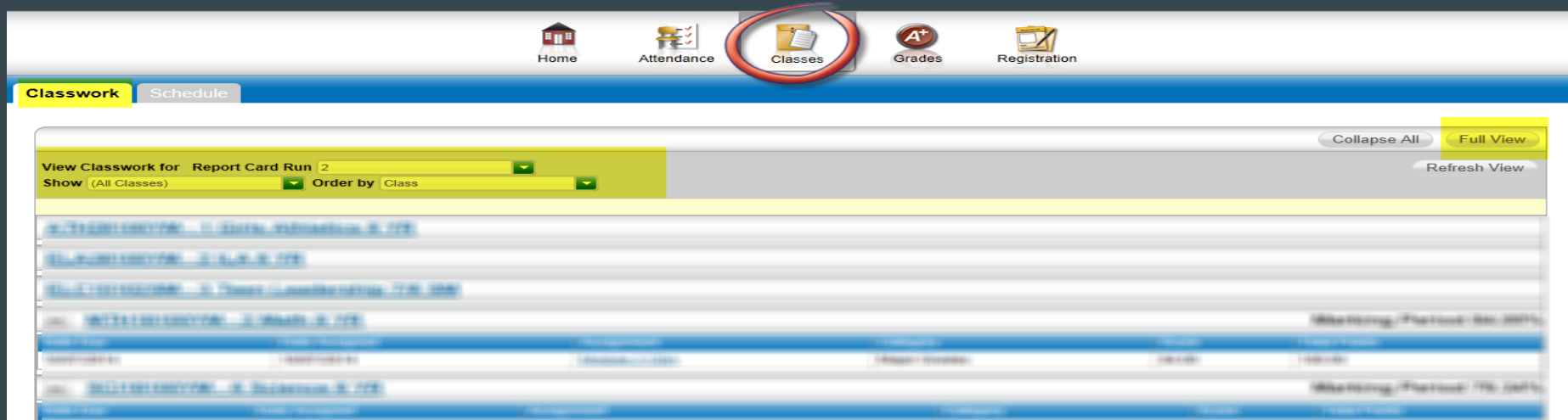
- You can change the calendar view from Day to Week to Month.
- On the left you can turn off and on the classes to filter your view.

From the "Attendance" tab, you will see a calendar of color coded absences.



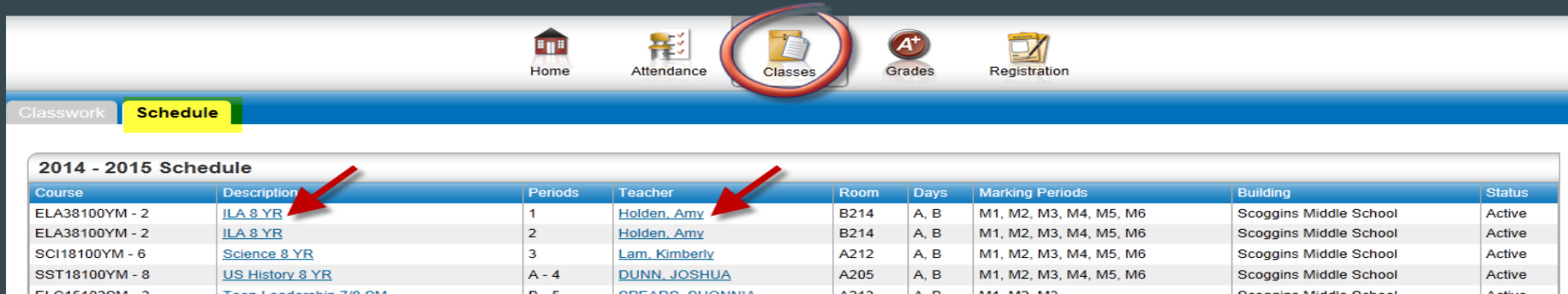
If you hover your mouse over an absence a pop up will tell you the periods and reason.

From the "Classes" tab, you will see each class listed and the published assignments and grades.



- You can change between six weeks (Report Card Run) at the top.
- You can filter which class you want to see.
- You can change to "Full View" to see more information.






From the "Classes" tab then "Schedule", you will see each class listed in your child's schedule.



2014 - 2015 Schedule								
Course	Description	Periods	Teacher	Room	Days	Marking Periods	Building	Status
ELA38100YM - 2	ILA 8 YR	1	Holden, Amy	B214	A, B	M1, M2, M3, M4, M5, M6	Scoggins Middle School	Active
ELA38100YM - 2	ILA 8 YR	2	Holden, Amy	B214	A, B	M1, M2, M3, M4, M5, M6	Scoggins Middle School	Active
SCI18100YM - 6	Science 8 YR	3	Lam, Kimberly	A212	A, B	M1, M2, M3, M4, M5, M6	Scoggins Middle School	Active
SST18100YM - 8	US History 8 YR	A - 4	DUNN, JOSHUA	A205	A, B	M1, M2, M3, M4, M5, M6	Scoggins Middle School	Active
ELA15102SM - 2	Teen Leadership 7/8 SM	B - 5	SPRARS, SHONNA	A212	A, B	M1, M2, M3	Scoggins Middle School	Active

- Click on the name of the class to get a description and see any attachments.
- Click on a teacher's name and it will automatically open an email to that teacher.

From the "Grades" tab, you will see Report Card grades and IPR (3 weeks progress report grades)

 Home
  Attendance
  Classes
  Grades
  Registration

IPR
Report Card

Report Card For Reporting Period 1 Print

Student	Teacher	Period	Reporting	Report	1st 3 Weeks	2nd 3 Weeks	3rd 3 Weeks	4th 3 Weeks	5th 3 Weeks	6th 3 Weeks	CIT	ABS	TDY	YTDA	YTDY
Student 1	Teacher 1	1st	Reporting 1	Report 1	1st 3 Weeks	2nd 3 Weeks	3rd 3 Weeks	4th 3 Weeks	5th 3 Weeks	6th 3 Weeks	S	0	0	0	0
Student 2	Teacher 2	2nd	Reporting 2	Report 2	1st 3 Weeks	2nd 3 Weeks	3rd 3 Weeks	4th 3 Weeks	5th 3 Weeks	6th 3 Weeks	S	0	0	0	0
Student 3	Teacher 3	3rd	Reporting 3	Report 3	1st 3 Weeks	2nd 3 Weeks	3rd 3 Weeks	4th 3 Weeks	5th 3 Weeks	6th 3 Weeks	S	0	0	0	0
Student 4	Teacher 4	4th	Reporting 4	Report 4	1st 3 Weeks	2nd 3 Weeks	3rd 3 Weeks	4th 3 Weeks	5th 3 Weeks	6th 3 Weeks	S	0	0	0	0
Student 5	Teacher 5	5th	Reporting 5	Report 5	1st 3 Weeks	2nd 3 Weeks	3rd 3 Weeks	4th 3 Weeks	5th 3 Weeks	6th 3 Weeks	S	0	1	0	1
Student 6	Teacher 6	6th	Reporting 6	Report 6	1st 3 Weeks	2nd 3 Weeks	3rd 3 Weeks	4th 3 Weeks	5th 3 Weeks	6th 3 Weeks	S	0	0	0	0
Student 7	Teacher 7	7th	Reporting 7	Report 7	1st 3 Weeks	2nd 3 Weeks	3rd 3 Weeks	4th 3 Weeks	5th 3 Weeks	6th 3 Weeks	S	0	0	0	0

Comment Legend

Comment	Description
2	Progressing satisfactorily
S	Satisfactory

Yes, there is an app for HAC!

- The app is available on both Apple and Android devices.
- To install the app, go the app store and search for “eSchoolPLUS Family”.
- The icon will look like:

